

E-Learning

AT UM

MR. MIGUEL COSTA

CTLE ACADEMIC STAFF ADVISOR "TECHNOLOGY"

DR. CHRIS FULTON

E-LEARNING TECHNOLOGY OFFICER (CTLE)

21 August 2024

11:45AM - 12:20PM

E3-1032



FAQS

ON DIGITAL
ASPECTS OF
T&L

1. Where can I find (most) all the services?

MyUM portal

2. How to view my course information?

Student Information (SI) Web

3. How to go paperless in the classroom?

UMMoodle, our supported learning management system (LMS)



4. How to combat GenAI?

Turnitin

5. What support does CTLE offer?

Collaborative PD events, T&L Blog (resources), consultations?

MYUM.UM.EDU.MO

ALL-IN-ONE ACCESS POINT

🏠 [ICTO - FAQ](#) » [Administrative Information Systems](#) » [myUM Portal](#) »

📄 What is myUM Portal?

Administrative Information Systems/ myUM Portal Published on: July 29, 2020 Last updated on: July 29, 2020

🖨️ Print **AAA**

myUM is a portal service that provides an **all-in-one access point** to online services and information of the University. The URL is <https://myum.um.edu.mo>.



Resource Bo...




UMMoodle



Software Lice...



Section List



Course Resul...



YuJa



Phonebook



Maintenance ...



UMDrive



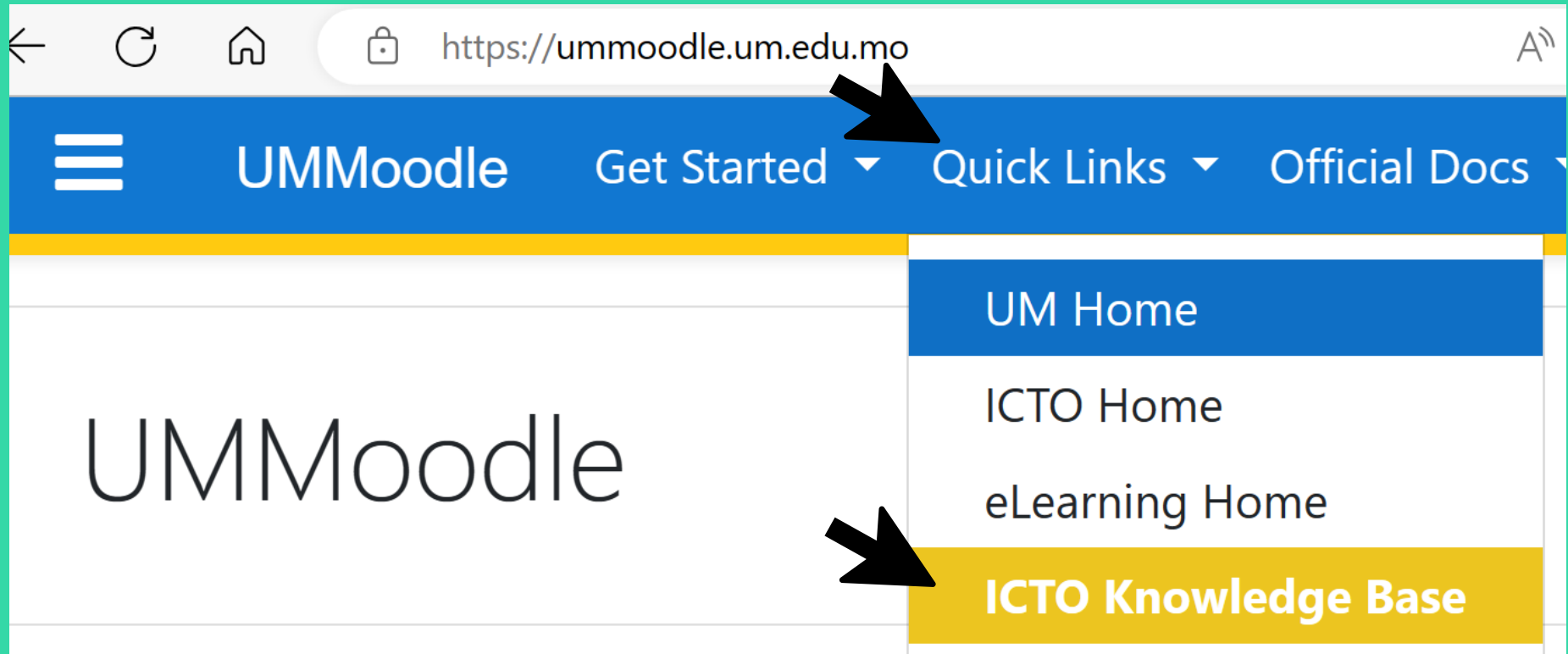
Sports Facility...



Zoom



UM Today (Fo...



FAQ. ICTO. UM. EDU. MO

ALL-IN-ONE SUPPORT



The screenshot shows the header of the ICTO Knowledge Base website. On the left is the University of Macau logo and name in Chinese and English. In the center, the text reads '資訊及通訊科技部 知識庫' and 'ICTO KNOWLEDGE BASE'. On the right are two red speech bubble icons containing 'Q' and 'A'. Below the header is a search bar with the placeholder text 'Search English Knowledge Base ...' and a magnifying glass icon.

Category: UMMoodle



- Assign Users Manually (6)
- Assignment Activity (12)
- Course Management (17)
- Course Settings (16)
- Email and Message (12)
- File Resources (19)
- Forum Activity (7)
- Gradebook (9)
- Group and Grouping (5)
- Login UMMoodle (3)
- Others (42)
- Quiz Activity (15)





SUMMARY

MYUM.UM.EDU.MO
ACCESS POINT


FAQ.ICTO.UM.EDU.MO
SUPPORT

The background features a vibrant blue color palette. On the left side, there are several concentric, wavy lines in shades of pink and light blue, creating a ripple effect. A large, semi-transparent blue circle is positioned on the right side, overlapping the wavy lines. The text "SI WEB" is centered within this circle in a bold, white, sans-serif font.

SI WEB

STUDENT INFORMATION WEB SERVICES FOR ACADEMIC STAFF SIWEB

- On MyUM Portal --> myum.um.edu.mo
- Click on **Section List** to access the SI Web



Student Information Web Services for Academic Staff

Good evening,

Your last access time: 23/07/2022 06:07:19

- [Section List](#)
- [Manage UMMoodle Course\(s\)](#)
- [Log Out](#)

FUNCTIONS OF STUDENT INFORMATION WEB SERVICES FOR ACADEMIC STAFF

- [Section List](#)
- [Manage UMMoodle Course\(s\)](#)
- [Log Out](#)

Year	Semester	Offer. Prog.	Course	Title	Section	Enrolment	Meeting	UMMoodle
2020	2	FST	CISC3000	Introduction to Database Systems	001	查看/ View 相片/ Photo Emails List	Meeting	Not Assigned Edit

Click on the **查看** or **View** to view the section list (with or without student Chinese name)
Click on the **相片** or **Photo** to view the section list with photos.
Click on the **Emails List** generate and view the students' emails list for the section.
Click on the **Meeting** to view the section meeting.


Manage UMMoodle Course(s) is used to request for the course removal or to remove the association between the heading course and the section.

To create new UMMoodle course, go to your section list page.

CREATE A NEW UMMOODLE COURSE

- Under the heading **UMMoodle**, with the section displaying **Not Assigned**, click the link **Edit**
- Select *an existing course* then click the button **Assign >**,
- or
- Select *-New UMMoodle Course-* then click the button **Assign >**”.
- A notification email will be sent to you upon completion.
- When assigned, the icon will turn colorful.


Click the link "Edit" with the section display "Not Assigned" in the column "UMMoodle".

Year	Semester	Offer. Prog.	Course	Title	Section	Enrolment	Meeting	UMMoodle
2020	2	FST	CISC3000	Introduction to Database Systems	001	查看/ View 相片/ Photo Emails List	Meeting	 Not Assigned Edit

Assign UMMoodle Course

Current Selected Section: CISC3000-001 Introduction to Database Systems (Semester 2020/2)

Choose an existing UMMoodle course to associate with the above section, or you can create a new one to associate with.

Available		Assigned
CISG113-002 Information Security and Privacy CIVL1000 - Computer Science CIVL1000-001 - Computer Science CIVL1000-002 - Computer Science CPTG104 - Computer Science ECOT001 - Introduction to Economics EMEB111 - Program Design for Engineers EMEN1000 - Program Design For Engineers SFTW350 - Organization and Management -- New UMMoodle Course --	<div style="border: 1px solid gray; padding: 5px; width: fit-content; margin: 5px auto;">Assign ></div> <div style="border: 1px solid gray; padding: 5px; width: fit-content; margin: 5px auto;">< Remove</div>	<div style="border: 1px solid gray; padding: 5px; width: fit-content; margin: 5px auto;"> UMMoodle  Assigned Edit </div>


[Back to Section List](#)

Good Afternoon, XSINN INA MARIE

If you cannot find your Course/Section, please contact your administrator.
 If you have any comments, please contact your administrator.
 If you have any problems with managing your sections, please contact your administrator.
 If you would like to provide your feedback, please contact your administrator.
 Thank you.




Web Services

 Section List

 Manage UMMoodle

Manage Moodle

Here is the list of the courses you currently have in your UMMoodle system. To create new UMMoodle course, please go to your section list page. There you can create a new one.

- Click on the  icon to request for the UMMoodle course removal, by doing this, all its associated section(s) will be removed as well. This operation cannot be revoked once it is done.
- Click on the  icon for a **Pending Create** UMMoodle course will delete the course and remove all its association(s) immediately. This operation cannot be revoked once it is done.
- Click on the  icon for a **Pending Delete** UMMoodle course will simply change the status back to Ready.

2021_2_LAWS3018_001 - Civil Procedural Law I (NEW)

Pending Create 

2022_2_ACCT7012_001 - FINANCIAL ACCOUNTING AND THEORY (NEW)

Pending Create 

Assigned Sections

Year/Sem

Teacher

ACCT7012-001 FINANCIAL ACCOUNTING AND THEORY

2022/2

XSINN INA MARIE

Remove

2022_2_ACCT7012_001 - FINANCIAL ACCOUNTING AND THEORY (NEW)

Pending Create 

Assigned Sections

Year/Sem

Teacher

ACCT7012-001 FINANCIAL ACCOUNTING AND THEORY

2022/2


XSINN INA MARIE

Remove

2021_2_LAWS3018_001 - CIVIL PROCEDURAL LAW I (NEW)

Ready 

2021_2_AHGC7282_001 - ENGLISH-PORTUGUESE TRANSLATION (NEW)

Ready 

2021_2_AHGC7282_001 - ENGLISH-PORTUGUESE TRANSLATION (NEW)

Pending Create 

Assigned Sections

Year/Sem

Teacher

New Teacher's Section List

- Web Services
- Section List
- Manage UMMoodle Course(s)

Section List

Here is the list of sections you are conducting/have conducted (if you want to view sections of other academic year/sem range for viewing your section list).

- Click on the **Enrollment List** to view the section list.
- Click on the **Assign UMMoodle course** to assign a UMMoodle Course to the chosen section.

Year: 2022 Semester: 2

ACCT7012 - 001 FINANCIAL ACCOUNTING AND THEORY

Year/Sem: 2022/2
 Offer By: MSB
 Meeting: Monday 15:00-16:30 UNU/IIS(L)
 Wednesday 15:00-16:30 E22-2014(L), N9-FOOTBALLSTDM(L), SQUASH_CRT(L)
 Saturday 15:00-16:30 IDQ ROOM 102(L)

UMMoodle: Assigned

2022_2_ACCT7012_001 - FINANCIAL ACCOUNTING AND THEORY (NEW) Remove

2022_2_ACCT7012_001 - FINANCIAL ACCOUNTING AND THEORY (NEW) Remove

- Enrollment List
- Assign UMMoodle Course

Assign UMMoodle Course

Current Section: **ACCT7012-001 FINANCIAL ACCOUNTING AND THEORY (Semester: 2022/2)**

Choose an existing UMMoodle course to associate with the above section, or you can create a new one to associate with.

- 2021_2_LAWS3018_001 - Civil Procedural Law I (NEW)
- 2021_2_LAWS3018_001 - CIVIL PROCEDURAL LAW I (NEW)
- 2021_2_AHGC7282_001 - ENGLISH-PORTUGUESE TRANSLATION (NEW)
- 2021_2_AHGC7282_001 - ENGLISH-PORTUGUESE TRANSLATION (NEW)

[+ Add New Course](#) [Close](#) [Assign](#)

ACCT7050 - 001 ADVANCED FINANCIAL REPORTING

Year/Sem: 2022/2
 Offer By: MSB
 Meeting: Tuesday 15:00-16:30 L211

UMMoodle: Not Assigned

- Enrollment List
- Assign UMMoodle Course

Section List > Enrollment List

Year/Sem: 2022/2
 Course/Section: **ACCT7012-001**
 Title: **FINANCIAL ACCOUNTING AND THEORY**

Visible Columns Copy All Emails Export as Excel

Student No. ↑	Name	Chinese Name	Photo	Prog.	Major	Spec	Cur. Status
...							
M-B6-4013-3	CHAN TAI MAN	陳大文		MAH	ELS		A
Y-B5-7001-3	CHAN TAI MAN	陳大文		YBA	DBA		N

New Section List

UMMOODLE

**EDIT AND PREPARE A
COURSE SITE**

**ADD FILES AND
ACTIVITIES**

Set up a course


Turn editing on

Add a resource, e.g., File, URL, Page, etc.


Add an activity, e.g., Assignment, Feedback (poll), Forum, etc.

The image shows a screenshot of a course setup interface. At the top, there is a search bar with the text "Page |" and a search icon. Below the search bar, it says "11 results found". A grid of activity and resource icons is displayed, including Book, Feedback, File, Folder, HotPot, Label, Lesson, Page, URL, Wiki, and Zoom meeting. The "Feedback" icon, which is a megaphone, is circled in green. A tooltip "Add a new Page" is visible over the "Page" icon. On the right side of the interface, there is a sidebar with a "Turn editing on" button, which is also circled in green.


ADDING A FILE



ADDING A PAGE



POLLS FOR FEEDBACK





REMEMBER

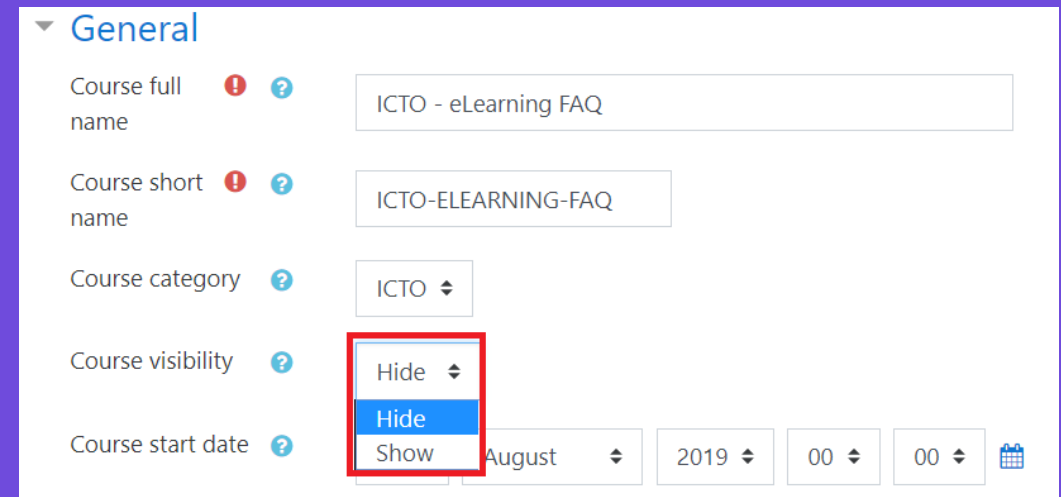
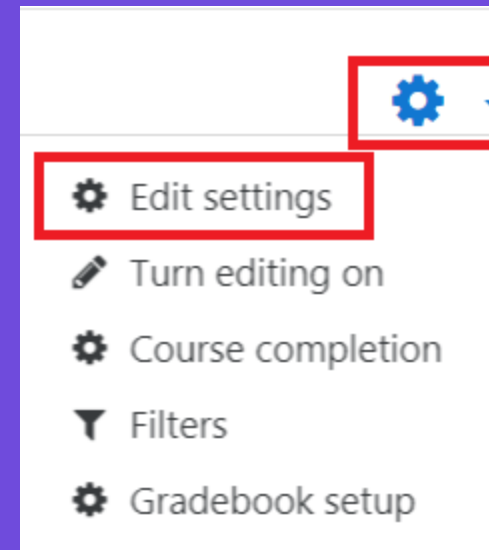
**UNHIDE A COURSE
SO STUDENTS CAN VIEW
CONTENT**

Step-by-step tutorial ICTO Help Desk FAQ

Click **“Edit settings”**

In the **“Course Visibility”** property under **“General”** section:

- To show the course, choose **“Show”** from the pull down menu.
- To hide the course, choose **“Hide”** from the pull down menu.



MAKE COURSE VISIBLE

The screenshot shows a Moodle course page for 'ICTO - eLearning FAQ'. The top navigation bar includes 'UMMoodle', 'My Course Status', 'Quick Links', and 'English (en)'. The user is logged in as 'Teacher, UM Teacher'. The left sidebar contains a menu with 'ICTO-ELEARNING-FAQ' (highlighted in red), 'Participants', 'Badges', 'Competencies', 'Grades', 'General', and several date-based folders: '19 August - 25 August', '26 August - 1 September', '2 September - 8 September', and '9 September - 15 September'. The main content area displays the course title 'ICTO - eLearning FAQ' and a breadcrumb trail 'Dashboard / My courses / ICTO-ELEARNING-FAQ'. Below this, there are three activity blocks: 'Announcements', '13', and 'Attendance14', each with an 'Edit' button and a user icon. A '+ Add an activity or resource' button is also visible. At the bottom, a folder for '19 August - 25 August' is shown with '12' items, and a blue tooltip indicates 'Available but not shown on course page'.

The background features a large blue circle on the right side, partially overlapping a green circle at the top and bottom. On the left side, there are several concentric, wavy lines in shades of pink and purple, creating a ripple effect.

**POST A WELCOME
MESSAGE IN THE
ANNOUNCEMENTS AND
STUDENTS GET AN EMAIL**




Announcements


General news and announcements

Add a new topic

Discussion

Started by

-
- | | |
|---|---|
| ☆ UMMoodle site for course Qualitative Reserach Methods |  Chris, Dr. Christ...
6 Feb 2017 |
| ☆ For your reference, a chapter on coding and analysis strategies |  Chris, Dr. Christ...
9 Mar 2017 |
| ☆ Coding Assignment Presentation |  Deleted user
26 Mar 2017 |
-



Notifications can help keep student on track.

- Only “Teachers & TAs” can post to an **Announcements** forum.
- Students get an email after 30 minutes
- Subscription set to “**forced**” = all participants get an email after 30 minutes.



TOP TIPS

*Remember to **UNHIDE THINGS**,
courses, activities, etc.*

Use Moodle, **SPARINGLY, to
enhance communication and
classroom activities**



Discussion activity

How will AI affect you teaching and assessment practices?

- Step 1. Think individually 1 min
- Step 2. Discuss in groups of 2-3 2-min
- Step 3. Share with the whole class 2-min

HOW TO DETECT AI GENERATED TEXT?

- Turnitin in UMMoodle
- Support from LIB
- Very, very important

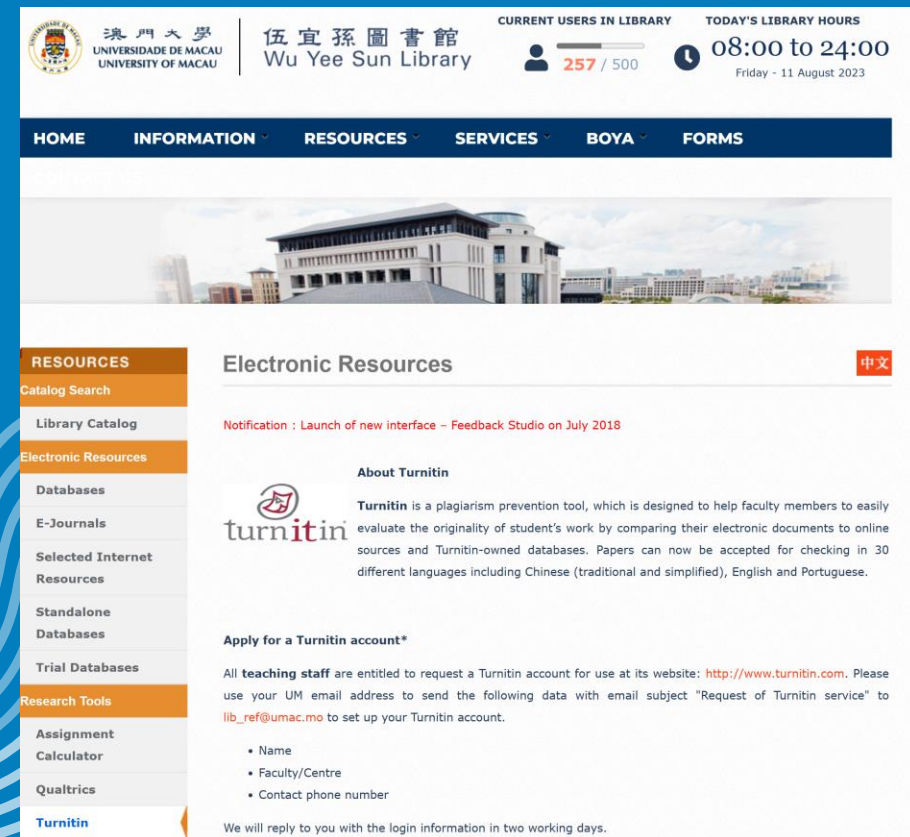


WHO TO CONTACT?

1. Wu Yee Sun Library manages Turnitin →

- ICTO Help Desk has a FAQ 

faq.icto.um.edu.mo/how-to-create-turnitin-assignment-in-ummoodle/



The screenshot shows the Wu Yee Sun Library website. At the top, there is a header with the university logo, name in Chinese and English, and current users (257 / 500). Below the header is a navigation menu with links for HOME, INFORMATION, RESOURCES, SERVICES, BOYA, and FORMS. The main content area features a large image of the library building. On the left side, there is a sidebar menu with categories like RESOURCES, Catalog Search, Library Catalog, Electronic Resources, Databases, E-Journals, Selected Internet Resources, Standalone Databases, Trial Databases, Research Tools, Assignment Calculator, Qualtrics, and Turnitin. The main content area is titled "Electronic Resources" and includes a notification about a new interface launch, an "About Turnitin" section explaining the plagiarism prevention tool, and an "Apply for a Turnitin account*" section with instructions and a list of required information: Name, Faculty/Centre, and Contact phone number. A note at the bottom states, "We will reply to you with the login information in two working days."

WHEN SETTING UP:

TO STORE OR NOT TO STORE?

▼ Similarity Report Options

Allow Submissions after the Due Date

Report Generation Speed

Store Student Papers

Note: If you do not select "Yes" for at least one of the "Check against..." options below, the report will NOT be generated.

Check against stored student papers

Check against internet

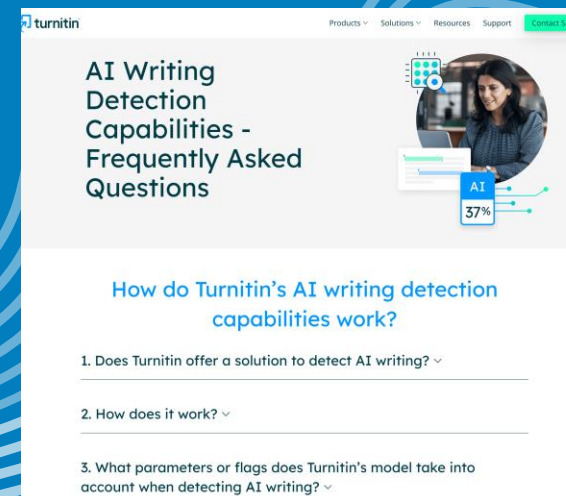
Check against journals, periodicals and publications

WHAT DO STUDENTS DO?

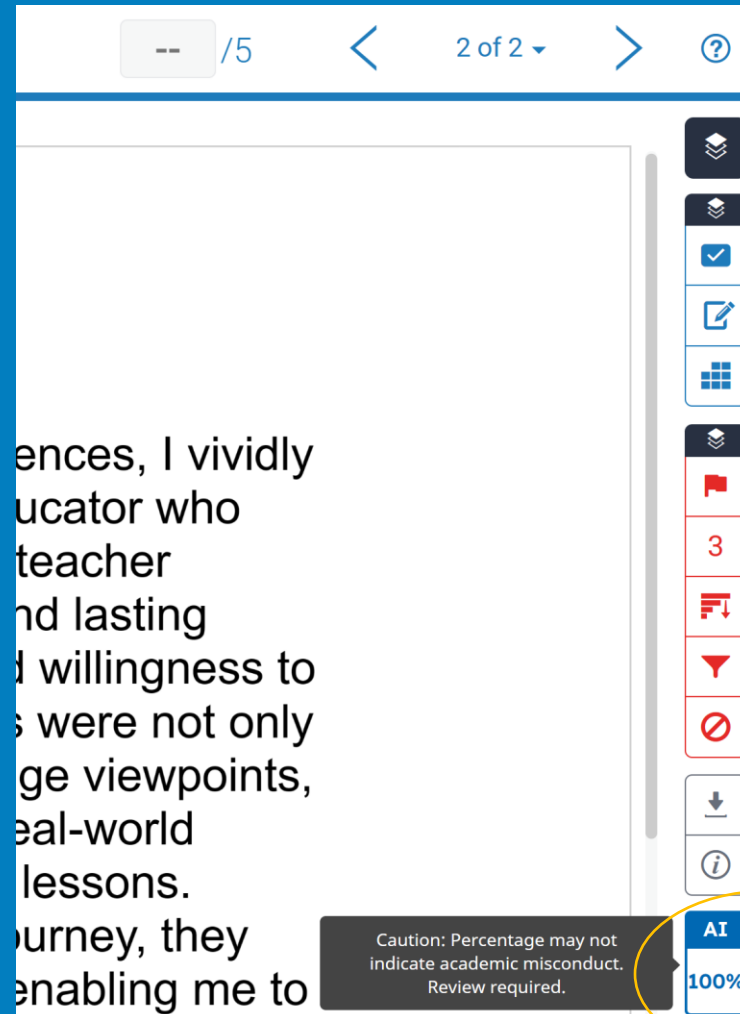
1. Students upload a Word or PDF doc,
2. 300 words or more

More information

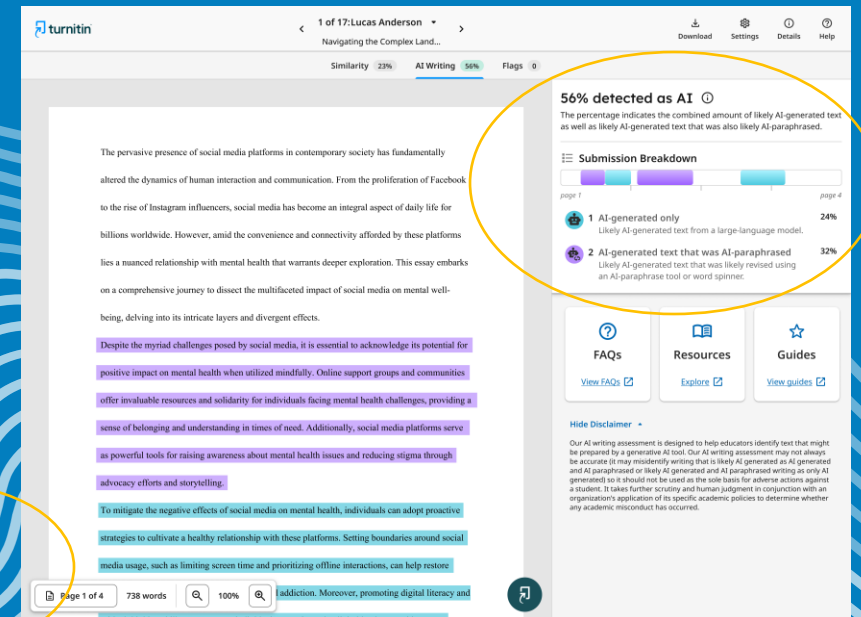
- turnitin.com/products/features/ai-writing-detection/faq



HOW DO TEACHERS VIEW THE REPORTS? REPORT



Caution: Percentage may not indicate academic misconduct. Review required.



OTHER CONSIDERATIONS?

Better at detecting text from older llms?

Students may not be aware of AI generated text from translation or proofreading tools

Fisk, G. D. (2024). AI or human? Finding and responding to artificial intelligence in student work. Teaching of psychology.

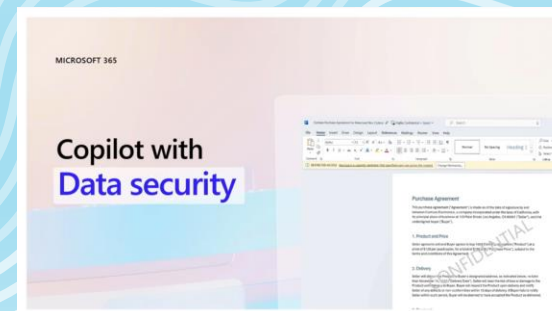
<https://doi.org/10.1177/00986283241251855>

HOW CAN STUDENTS ACCESS COPILOT WITH DATA PROTECTION?

See bulletin "Generative Artificial Intelligence Tool (Microsoft Copilot) is now available!"
RTO [2024-08-12](#)
<https://e-bulletin.um.edu.mo/notice/264806/>

Also note UM's 'Guidelines on the Use of Generative Artificial Intelligence Tools'
RTO.04/202407/106.r01
<https://webdocs.um.edu.mo/sites/govemance/All%20documents/Guidelines%20on%20the%20Use%20of%20Generative%20Artificial%20Intelligence%20Tools.pdf>

- Students can access **Copilot** at **genai.um.edu.mo**, available 2 hours post-tutorial completion



IMPORTANT

- **Prompts and responses are *not* saved.**

Suggest copying prompts and output and/or screen captures.

ICTO Help Desk FAQs on GenAI


<https://faq.icto.um.edu.mo/category/teaching-learning/genai-teaching-learning/>


IT support

For all colleagues and students

ICTO Help Desk

...provides technical support and services to all staff and students of the University on the computing facilities, applications and network services provided by ICTO.

 9 am - 5:45 pm

 E5-2085

 8822 8600

 icto.helpdesk@um.edu.mo



SUMMARY

Set up **TURNITIN ASSIGNMENTS** in UMMOODLE

Go to **GENAI.UM.EDU.MO** to access COPILOT with commercial data protection

澳門大學
 UNIVERSIDADE DE MACAU
 UNIVERSITY OF MACAU

CTLE 教學學優化中心
 Center for Teaching and Learning Enhancement

UM Home Events Spaces Practices Tools About CTLE

All Assessment Engagement Generative AI Group Work OBE Teaching Tips

INTEGRATING AITECHNOLOGIES
in learning, teaching and assessment

Written by a human being – Integrating AI technologies in teaching, learning and assessment, Part 1
Generative AI
A series on AI in teaching and learning

RESPONSIBLE USE OF AI
in learning and teaching

Written by a human being – Integrating AI technologies in teaching, learning and assessment, Part 2
Generative AI
A series on AI in teaching and learning

ASSESSMENT DESIGN
in learning and teaching

Written by a human being – Integrating AI technologies in teaching, learning and assessment, Part 3
Generative AI
A series on AI in teaching and learning

Rubrics: What, Why, and How

Rubrics: What, why and how
Assessment
Rubrics help ensure that there is accountability and transparency in a course.

How does peer assessment benefit our students?

How does peer assessment benefit our students?
Assessment, Moodle

OBTL and ILOs

OBTL and ILOs
OBE
CTLE held an online professional development seminar with a focus on effective course design.

CTLE RESOURCES

T&L BLOG

[CTLE.UM.EDU.MO/TL-PRACTICES/](https://ctle.um.edu.mo/tl-practices/)

August 28 @ 10:00 am - 11:15 am
Faculty Conversation: Writing and designing prompts for teaching and learning activities with generative AI

E3-1032

Join us in discussing different approaches to designing prompts that are useful for creating multiple-choice quiz questions with generative AI.



September 2024

TUE
3

September 3 - September 26
CTLE Teaching Assistant Online Training 2024

UMMoodle

This training programme is offered once a year to train new graduate students to be more effective teaching assistants at UM. RSVP via Faculty office.



WED
11

September 11 @ 9:30 am - 12:30 pm
CTLE Half-day Professional Development Event: Strategies of Interactive Lecturing

E3-1032

Register Now Programme Rundown 9:30 – 9:35 Opening remarks by Prof. Michael Hui (Vice Rector for Academic Affairs) 9:35 – 11:05 Keynote presentation by Dr. Deborah Breen (Director of Center for Teaching and Learning, Boston University) *presenting via Zoom 11:05 – 11:10 Break 11:10 - 11:50 Faculty Sharing by Prof. Nick Groom (FAH), Prof. Hongyu [...]



UPCOMING EVENTS

ctle.um.edu.mo/event



Wishing you an
outstanding start!

[CTLE.UM.EDU.MO](https://ctle.um.edu.mo)