


TOOLS IN MOODLE THAT SUPPORT IBL

groups and forums

IBL IN HE IS CHARACTERIZED AS

- A type of active learning approach to teaching
- Students ask great questions
- Students gathering knowledge / information literacy
- Group discussions/projects
- Guidance/support
- Presentations
- Reports



8

REFERENCES

Kori, K. (2021). [Inquiry-based Learning in Higher Education](#). In: Vaz de Carvalho, C., Bauters, M. (eds) *Technology Supported Active Learning. Lecture Notes in Educational Technology*. Springer, Singapore.

Lee, V.S. (2012), [What is inquiry-guided learning?](#). *New Directions for Teaching and Learning*, 2012: 5-14.

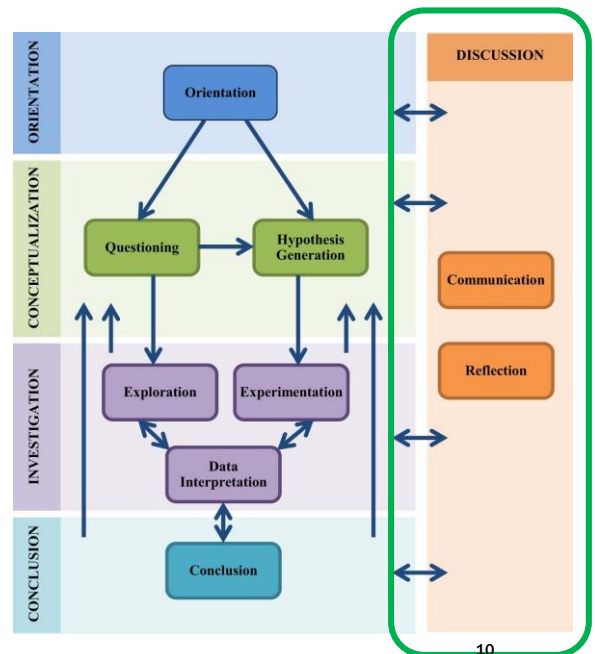
Levy, P. & Petrusis, R. (2012). [How do first-year university students experience inquiry and research, and what are the implications for the practice of inquiry-based learning?](#), *Studies in Higher Education*, 37:1, 85-101.

Spencer, J. (2-17, December 5). [What is Inquiry-Based Learning? \[Video\]](#).

YouTube. <https://youtu.be/QlwkerwaV2E>

ILLUSTRATION

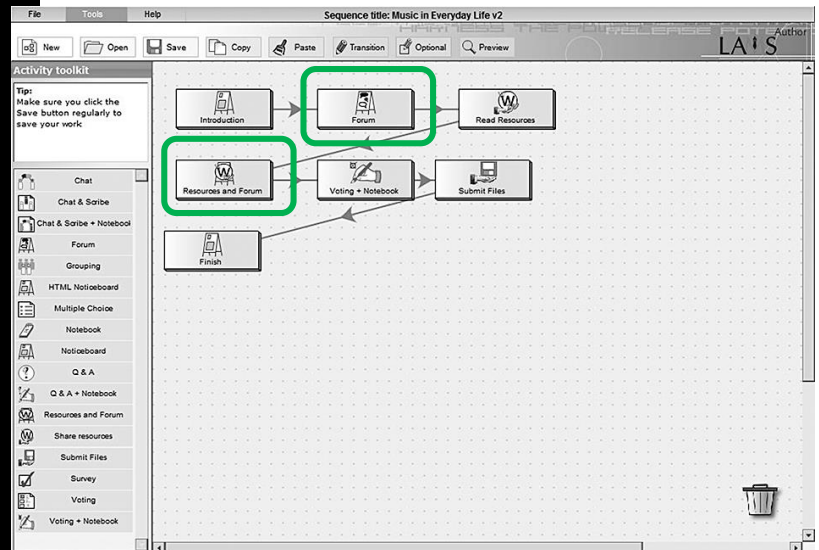
Inquiry-based learning framework from Padaste et al. (2015)



SEQUENCE OF ACTIVITIES

LEARNING ACTIVITY MANAGEMENT SYSTEM 'DEMO' SEQUENCE FROM LEVY ET AL. (2009)

Designing for inquiry-based learning with the Learning Activity Management System



Computer Assisted Learning, Volume: 25, Issue: 3, Pages: 238-251, First published: 07 May 2009, DOI: (10.1111/j.1365-2729.2008.00309.x)


11

GROUPS ARE ESSENTIAL FOR PEER INTERACTION

Build online groups of 5-10 students for meaningful interactions or documenting progress

- Randomly form groups
- Self-selecting groups
- Purposeful

Then, students can submit a group assignment or participate in a group discussion forum



12

3 TOOLS FOR FORMING ONLINE GROUPS IN MOODLE

Manually set up random groups and create a grouping (a set of groups).

*Groupings help when setting up activities and when you have more than one set of groups.

For **self-selecting** groups, 1st create groups (and a grouping) and let students choose using the **Group Choice activity**.

Automate the process with **TeamBuilder** (works with large classes)

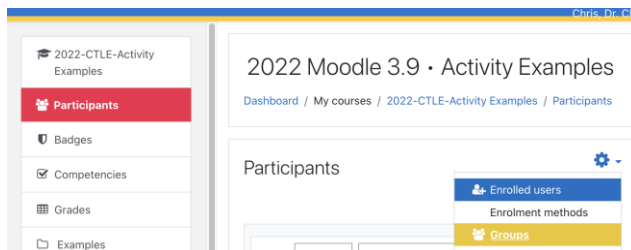
13

SET UP TEAMS MANUALLY

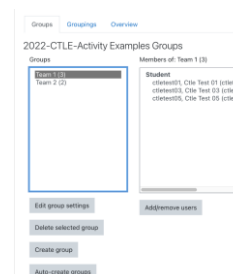
GO TO → PARTICIPANTS



GROUPS



CREATE GROUPS / ADD STUDENTS, + GROUPING



14

SELF-SELECTING

E.G., SET TOPICS FOR EACH GROUP

1. Create groups
2. and a grouping
3. Create Group Choice activity for students → Settings

Miscellaneous settings

Allow enrollment to multiple groups

Publish results: Always show results to students

Privacy of results: Publish full results, showing names and their choices

Allow choice to be updated: No

Show column for unanswered: Yes

Limit the number of responses allowed: Enable

General limitation: 6

Apply to all groups

Groups

Available Groups	Selected Groups
<ul style="list-style-type: none"> Teams Topics 	<ul style="list-style-type: none"> Topic A (6) Topic B (6)

Add Grouping

15

PURPOSEFUL GROUPS

FORMING EFFECTIVE GROUPS



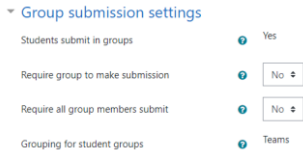
<https://ctle.um.edu.mo/resource/team-builder-tool/>

BASED ON SURVEY RESPONSES FROM STUDENTS

- topics
- a time that members are available to meet,
- a role in the group, e.g., leader, reflector, encourager, questioner, etc. ([Center for Teaching and Learning](#)),

16

GROUP ASSIGNMENT



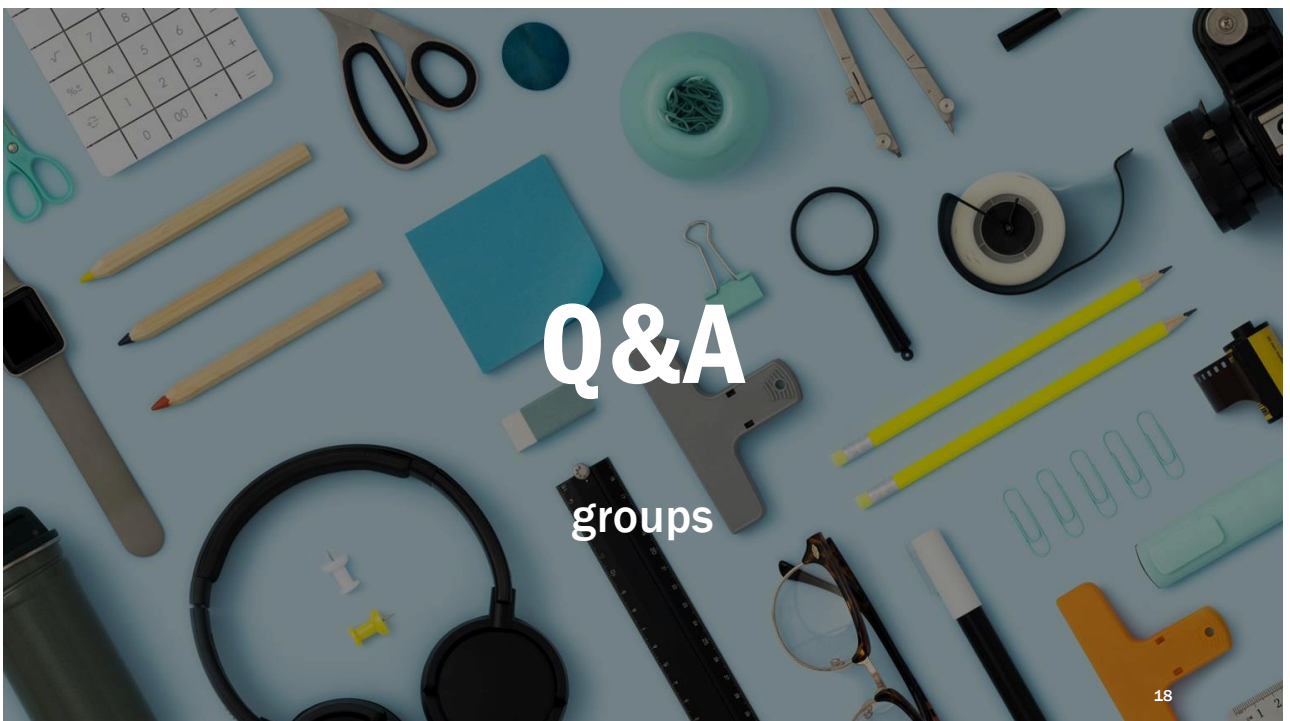
Use a standard “Assignment”

- one member of the group submits a file
- members of the group can download, update and re-upload a file or edit a text entry
- Select a grouping

<https://warwick.ac.uk/services/academictchnology/support/guides/moodle-guides/mdl-39/>

Tip: give students a guide.

[Submit Moodle Group Assignment guide: This guide explains how to submit group assignments to Moodle](#)





FORUMS HELP WITH THE DEVELOPMENT OF QUESTIONS AND CAN BE USED TO DOCUMENT DISCUSSIONS.




SIMPLE GUIDING QUESTIONS THAT ALLOW FOR A RANGE OF IDEAS TO BE DOCUMENTED.



SHARE A VIDEO RECORDING OF A GROUP DISCUSSION OR PRESENTATION



A COMPLEX TASK; E.G., DESCRIBE HOW A CONCEPT IS EXEMPLIFIED IN A VIDEO RECORDING.



EXAMPLES AND IDEAS OF FORUM ACTIVITIES

2. **Reply** to the first discussion post to begin your assignment. To submit your text, click **Post to forum**.

3. You and your group members are responsible for grading each other. You must **rate your group members' assignments** using the rating scale so they can get a passing grade.

4. **Due before 2:00 PM on Friday, 17 Sept.** Late submissions are not accepted.

Ratings for forum posts

5 *Excellent - This piece of writing meets the requirements of the assignment. No grammatical or mechanical errors. Ideas are fully supported.*

4 *Good - This piece of writing meets most of the requirements of the assignment. A few grammatical or mechanical errors. Ideas are partially supported.*

3 *Satisfactory - This piece of writing meets some of the requirements of the assignment. Several grammatical or mechanical errors. Ideas lack good support.*

2 *Needs improvement - This piece of writing does not meet the requirements of the assignment. Many grammatical or mechanical errors. No support is given for ideas.*

1 *Incomplete - This piece of writing does not meet the requirements of the assignment.*

0 *Unacceptable - Parts of the writing are copied from a source.*

The cut-off date for posting to this forum is reached so you can no longer post to it.

Visible groups (2021 Faculty Groups)







Add a new question

Discussion	Group	Started by	Last post ↑	Replies	Subscribe
Assignment 3 FST (Click here to open; then, click REPLY to start a post)	2021 Faculty Gro...	Chris, Dr. Christ... 13 Sep 2021	yc17500, LU JIN... 16 Sep 2021	14	<input type="checkbox"/>

20

EXAMPLE

SETTINGS IN A DISCUSSION FORUM

-  Q&A forum or Standard forum for general use
-  Q&A forum requires the teacher to create the first post, to which students will reply. Students do not see the posts from peers until they post something.
-  Set to visible groups if you want students to see what was posted in other groups.
-  Subscription disabled to prevent an overload of notifications and email.
-  Use whole forum grading or (peer) ratings, but not both. A scale is recommended for peer ratings.
-  Set the activity completion settings to help keep track of participation.

21

ASSESSMENT OPTIONS

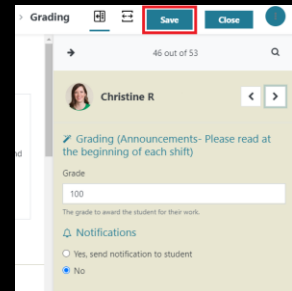
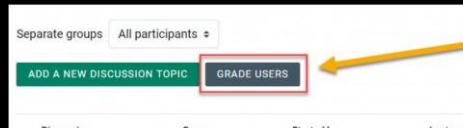
Teachers can **grade a whole forum**, i.e., all posts by a student.

Or, students can give **peers simple ratings**.

22

ASSESSMENT OPTIONS

Whole forum grading



allows you to see
all of a student's contributions (posts and replies)
on one page
and assign them a single grade.

<https://help.mlc-wels.edu/books/moodle-for-faculty/page/grading-moodle-discussion-forums>

ASSESSMENT OPTIONS

Peer ratings

the discussion and express their opinion gradually, due to the fact
At the first moment of the activity, I will set a interesting topic. If we
main topic of the activity is absorbed enough. And then I am going
thoughts, which will create a relaxed atmosphere for the activity. D
communication with students. When the atmosphere is festive eno
participate our discussion their views among our topics and create
201 words

Maximum rating: 5 Excellent (12) 4 Good

ASSESSMENT OPTIONS

Peer ratings

- Use points
- Create a scale

Ratings

Roles with permission to rate ? Manager, Teacher, Non-editing teacher, Student, Teaching Assistant (TA), WebCourse, Facilitator

Aggregate type ? Maximum rating ↕ **average**

Scale ?

Some grades have already been awarded, so the grade type and scale cannot be changed.

Type Scale ↕

Scale Forum rating scale for TA WS ↕

Restrict ratings to items with dates in this range:

Grade category ? Uncategorised ↕

Grade to pass ?

25



SETTINGS

Activity completion

Activity completion

Completion options locked ? This activity has already been marked as completed for 453 participant(s). Changing completion options will erase their completion state and may cause confusion. Thus the options have been locked and should not be unlocked unless absolutely necessary.

[Unlock completion options](#)

Completion tracking ? Show activity as complete when conditions are met

Require view ? Student must view this activity to complete it

Require grade ? Rating

Require posts ? Student must post discussions or replies:

Require discussions ? Student must create discussions:

Require replies ? Student must post replies:

Expect completed on ? Enable

27