



澳門大學  
UNIVERSIDADE DE MACAU  
UNIVERSITY OF MACAU

# Teaching & Learning Roundtable: Multi-Faceted Pedagogies @ UM

## Teaching Tools: Video Recording

1:35-2:00 PM

Chris Fulton (CTLE)  
Fernando Wong (CTLE)

um  
澳大



# What video content would help your students?

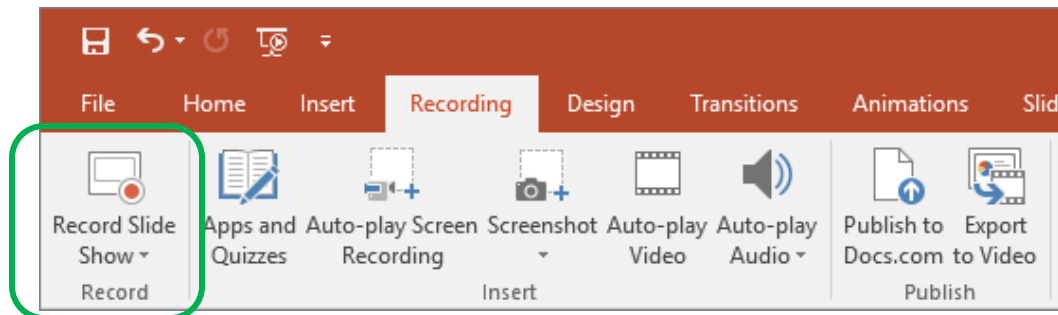
1. **Demonstrations / discussion of key concepts**
2. **Course introduction**
3. **Interviews with experts/students**
4. **Additional information for an activity/assignment**
5. **Other?**



Choose software and workflow that suits you and your project:

An easy workflow:

**Record** a presentation with PowerPoint 365 and your laptop



Export to video.

Compress and upload to UMMoodle.





澳門大學  
UNIVERSIDADE DE MACAU  
UNIVERSITY OF MACAU

# CTLE has resources for academic staff:



Studios 1 & 2

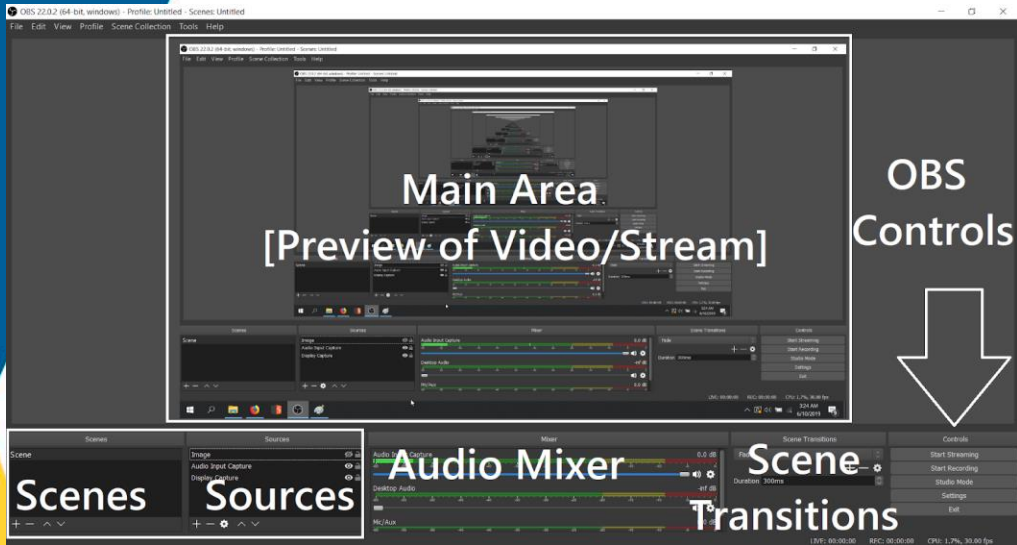
Cameras and mics

Consultations by  
appointment

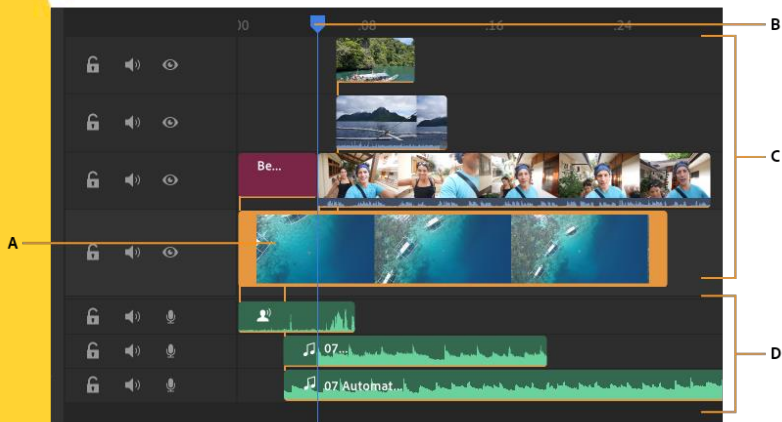
<https://ctle.um.edu.mo/resources/>



# For high quality recordings...



Record with a PC in a CTLE Studio, USB camera, mic and OBS Studio,



Edit with [Adobe Rush](#)

Share on Youtube or UMMoodle



澳門大學  
UNIVERSIDADE DE MACAU  
UNIVERSITY OF MACAU

# For the **best quality** video recordings...

Record with a camcorder / DSLR  
from CTLE

Edit with iMovie / Final Cut (Apple software only)

**Sidebar:** Organize libraries and access photos, audio, titles, and generators.

**Browser:** Skim and select clips to use in your projects.

**Viewer:** Play back clips and projects.



**Magnetic Timeline:**  
Edit your movie in this area.





澳門大學  
UNIVERSIDADE DE MACAU  
UNIVERSITY OF MACAU

# Demo (Equipment from Studio 1 & 2)

Recording a high-quality video recording

- with OBS Studio
- Web/USB camera
- greenscreen



澳門大學  
UNIVERSIDADE DE MACAU  
UNIVERSITY OF MACAU

# Q&A

handout: Video Production Guidelines

<https://ctle.um.edu.mo/resources/>

um  
澳大