

What Faculty Should Know to Transition from Moodle 2.9 to 3.2 & Activities for the First Week of Classes

30 August, 2:15 – 3:30

Mr. Chris Fulton (CTLE), Ms. Alice Lee (FAH)



Screencast on how to create a Moodle quiz

<https://youtu.be/5EP7LaCDBI0>

Ms. Alice Lee (FAH)

Discuss
rationales
for using
technology

Explore the
new
interface in
Moodle 3.2

Objectives

Use the
Moodle
Mobile app to
access course
resources:

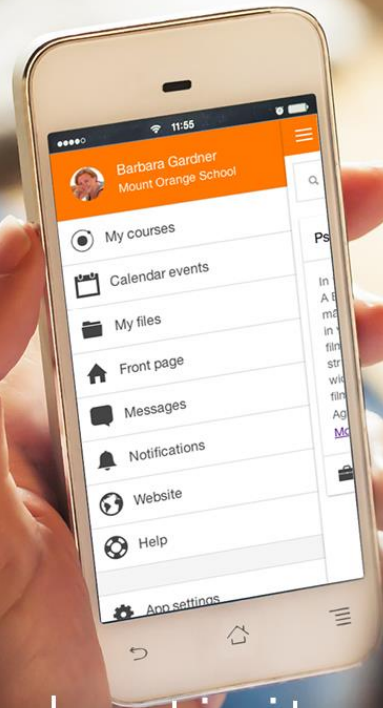
Describe an
activity for
the first
week of
class

Examine
Moodle
activities for
the first week
of classes

Outline



Increase Student Productivity with
Moodle Mobile



Increase Student Productivity with **Moodle Mobile**



“Most faculty members are still torn between seeing mobile devices as tools for exciting new learning and recognizing them as barriers to attention and focus.”

- The Distracted Classroom: Is It Getting Worse?, *James M. Lang* <http://www.chronicle.com>

Small group discussion:

What are some benefits and challenges of activities with handheld computers in class

Benefits of digital tech, Moodle, etc.

- Engaged by media
- Saves paper
- Moodle enhances...

Challenges

- Distracts peers
- FB, WeChat is contagious
- Time...

Opportunities and challenges: perspectives

“...use new technology to keep students focused on learning.”

– Reaching Today’s Distracted Students, Philip Preville (2017)

“...help students take advantage of the powers of technology without losing them to the pleasures of distraction.”

– The Distracted Classroom: Transparency, Autonomy, and Pedagogy”, James M. Lang (2017)

How to use technology to engage learners

Freshen up the lecture

- Mix it up, video, social media, forums in class

–Philip Previll (2017)

Personalize learning

- get student feedback on readings
- students sharing assessed digital works

Gamify learning

- competitive quizzes
- reward students for knowledge sharing

Mine the data

- Data from LMS can show student progress, popular resources, etc.

What faculty should know about Moodle 3.2

[Video: New Theme and Navigation for Teachers](#)



The graphic features a hand turning a knob with the Moodle logo, a gauge labeled 'BOOST! NEW CORE THEME' with a needle pointing to 100%, and the Moodle logo with '3.2' in a circle. The background is dark blue with an orange footer bar.

MOODLE 3.2 RELEASE

Boost for teachers

Presented by **Mary Cooch**, Moodle Community Educator

Discover this and other releases at download.moodle.org

Choose a topic you want to know more about.

5



Messages and Notifications in Moodle 3.2
by Moodle

9



Discussion Locking in Moodle 3.2
by Moodle

6



Media Players in Moodle 3.2
by Moodle

10



Choice Responses by Teachers in Moodle 3.2
by Moodle

7



Improved Graphs in Moodle 3.2
by Moodle

11



Assignment Overrides in Moodle 3.2
by Moodle

8



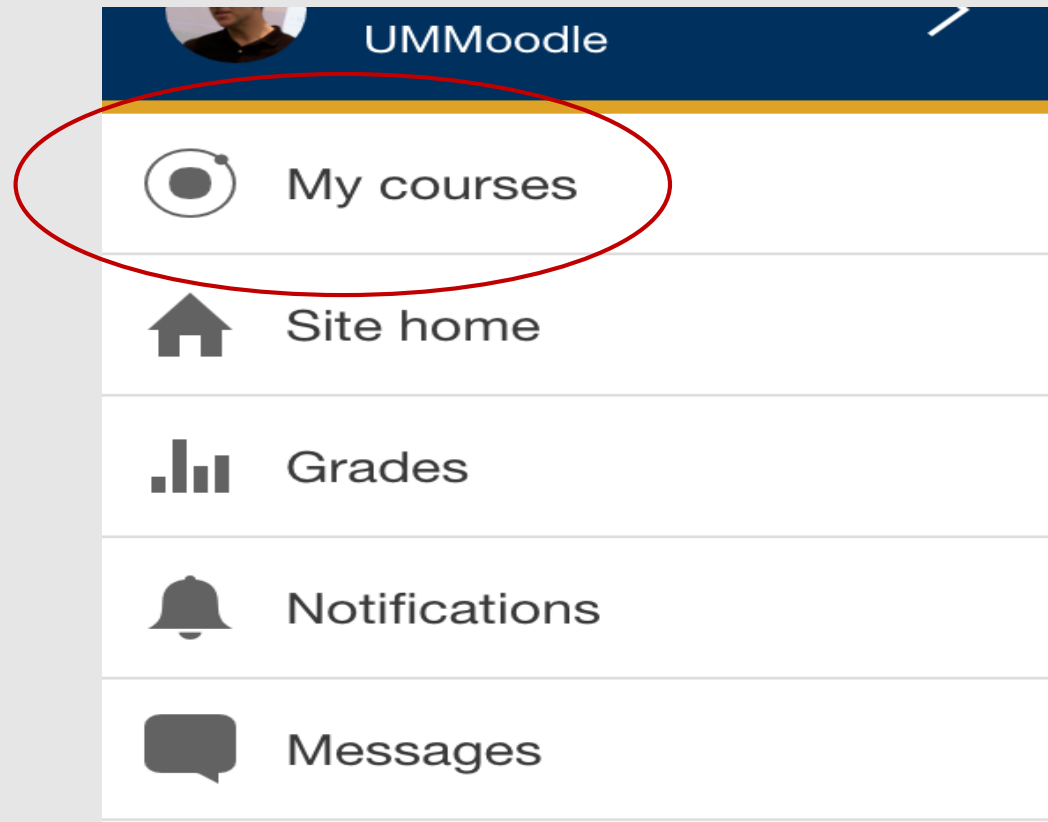
Competency Frameworks in Moodle 3.2
by Moodle

12







Workshop Portfolio Export in Moodle 3.2
by Moodle

Find the contents of your courses



Find the contents of your courses

← My courses 2017-1-CTLE University-Teaching

All sections	CTLE TA-Training Workshop Series
CTLE TA-Training Workshop Series	<p>CTLE Teaching Assistant Training Workshop Series 教與學優化中心大學助教工作坊系列</p> <p>For Spring 2017 CTLE will sponsor a series of workshops that introduce core skills for graduate students that are involved in teaching and may go on to work in academic institutions in a teaching or an instructional capacity.</p> <p>For up-to-date information go to the CTLE website for TA-Training Workshops [CLICK HERE]</p>
Workshop 1 How Learning Occurs: Theory and Practice 學習如何發生：理論與實踐	<p> News forum </p> <p> Welcome </p> <p>Welcome to the CTLE TA-Training Workshop Series</p> <p>This series of workshops that introduce graduate students that are involved in teaching and may go on to work in</p>
Workshop 2 Classroom Presence: Do's and Don'ts of Teacher-Student Interactions plus Handling Academic Dishonesty 課堂上：教師與學生的互動行為準則，包括針對學術不誠實行為的處理方法	
Workshop 3 - 15 March	

Discuss questions

[← Back](#) Forum: What are the main points i... ⋮

Forum: What are the main points in today's discussion and reading? 4:48 PM

What did you take away from the reading or discussion?

[← Reply](#)

What faculty should know about the Moodle app:

Students and Teachers can use the MM app and mobile to:

- Find and view the content of courses, even when offline
- Participate in activities in class, quiz, forums, etc.
- Upload images, audio, videos and other files from your mobile device
- Receive instant notifications of messages and other events
- Quickly find and message other people in your courses
- Auto-login on your mobile



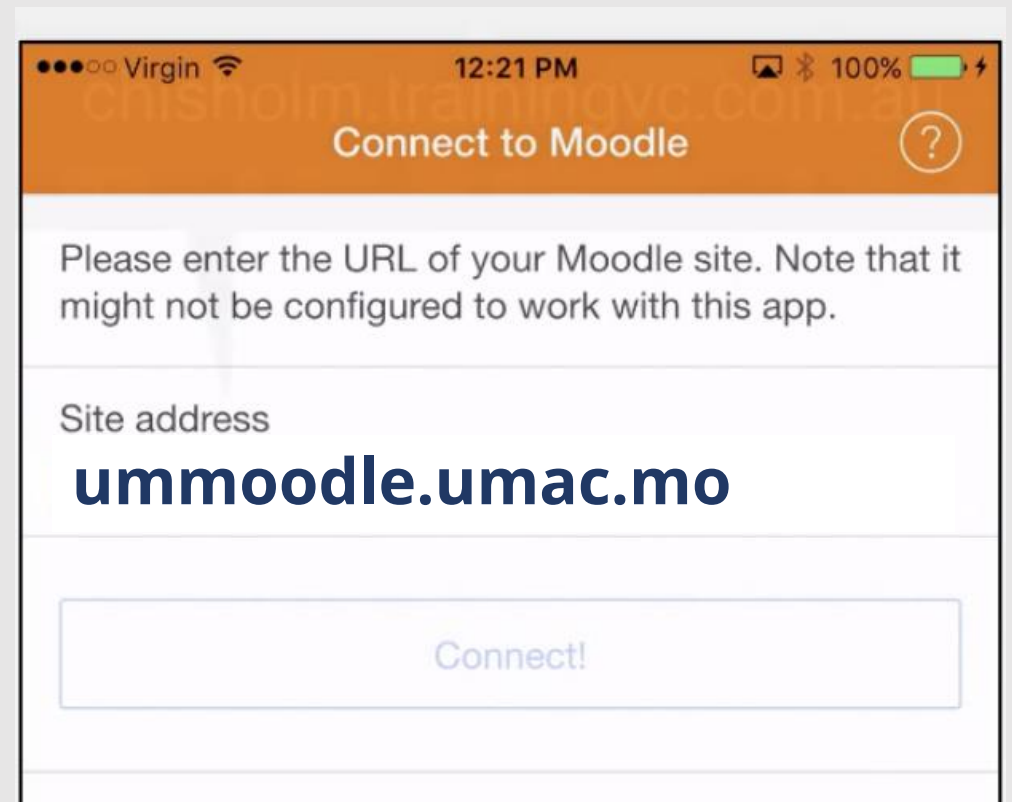
Teachers and TAs can:

- Grade assignments



Activity: Set up the Moodle Mobile app on your phone & view a course

1. Download the Moodle Mobile app from the Apple App Store or Google Play
2. Install it on your phone / tablet
3. Open Moodle Mobile app
4. Accept notifications
- 5. Connect app on your mobile**
- 6. Site address:
ummmodle.umac.mo**
7. Log in in mobile web browser



Moodle mobile makes it easy for students to find course files, forums, quizzes, wikis, and assignments on a mobile

How can these mobile resources be used to enhance learning?

- Choice & quiz questions for students to answer and discuss (predict & explain)
- Forums for peer or teacher feedback
- Chat about course content, assignments, or to respond to quick discussion questions (transparency)
- More...

Activities for teaching and learning

Demonstrations:

1. Students answer a choice (poll) question on a mobile

2. How instructors create a question on UMMoodle website

← Back Choice: Are you distracted by people using social media in class? ⋮

Yes ✓

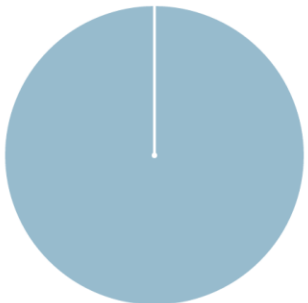
Maybe

No

Save my choice

Remove my choice

Responses



Response	Percentage
Yes	100%
Maybe	0%
No	0%

Activities for teaching and learning

Limits of Moodle Mobile app

Improved Moodle Mobile app

*Easily access **some** course content:*

Quizzes – yes.

Questionnaires, no.

Choices – yes;

***Forums, chat – yes**

*No emoji until 3.3; all standard Moodle activities can be used on mobiles in Moodle 3.4.

Students easily get your announcements & automatic notifications

Mobile computing devices in higher education: Student perspectives on learning with cellphones

<http://www.sciencedirect.com/science/article/pii/S1096751613000262>

Time will tell: The role of mobile learning analytics in self-regulated learning

<http://www.sciencedirect.com/science/article/pii/S0360131515300245>

A Study on Using Learning Management System with Mobile App,
<http://ieeexplore.ieee.org/abstract/document/7439657/?reload=true>

Student interest & patterns in learning analytics notifications,

http://www.blackboard.com/resources/pdf/report_ultratriggers.pdf

Why instructors in higher education intend to use LMS tools

<http://www.sciencedirect.com/science/article/pii/S0360131513002790>

Emerging Literature

Examine activities for the first week of classes

Aim: build rapport and trust, and community

- **Forum** for student introductions, selfie forum

Focus students on course content / take attendance

- Answer a **quiz** question and discuss results in pairs

Focus on learning; students write a summary of their learning

- Students respond to a reading in a **forum**; discuss in class
- see <https://ctle.umac.mo/2016/08/16/dos-and-donts-to-start-the-semester-right/>, <https://ctle.umac.mo/portfolio-items/week-1/>

Which tools in Moodle can be used to support some of these examples?

Personalized learning

- students sharing assessed digital works
- get student feedback on readings

Gamification

- competitive quizzes
- reward students for knowledge sharing

Freshening up the lecture

- Present video, social media

Mining LMS data

- Data from LMS can show student progress, popular resources, etc.

More resources for blended learning approaches

ctle.umac.mo

Record presentations/videos for students (Office Mix)

In-class polls (Poll Everywhere)

Video conferencing tools (Zoom)

Support designing Moodle activities (me)

Interactive Classrooms (book online)

